

MODELS SPECIFICATION

FEATURES	UNITS	WSAC12315RTFM	WSAC12310RTVP	WSAC12310RTVM	WSAC18314RTFM	WAC18301TSF	WSAC18310RTVM	WSAC18310RTVP
BEE Star Rating		3	3	3	1	2	3	3
Power Supply	V/Hz/Ph	230 / 50 / 1	230 / 50 / 1	230 / 50 / 1	230 / 50 / 1	230 / 50 / 1	230 / 50 / 1	230 / 50 / 1
Capacity	Tonnage	1.0	1.0	1.0	1.5	1.5	1.5	1.5
Variant		Non-Inverter	Hot & Cool Inverter	Inverter	Non-Inverter	Non-Inverter	Inverter	Hot & Cool Inverter
Cooling Capacity(Full Load)	W	3500	3440	3440	5000	5100	5050	5050
Cooling Capacity(Half Load)	W	..	1720	1720	2525	2525
Heating Capacity	W	..	3400	5200
Power Consumption(Full Load)	W	910	990	990	1492	1440	1640	1640
Power Consumption(Half Load)	W	..	450	450	600	600
Current Input(Full Load)	A	4.20	4.60	4.60	6.57	6.40	7.50	7.50
Current Input(Half Load)	A	..	3.40	3.40	4.50	4.50
ISEER	W/W	3.85	3.91	3.91	3.35	3.54	3.91	3.91
INDOOR UNIT								
Front Panel		White Glossy	Round Tough Glass	White Glossy	White Glossy	White Glossy	White Glossy	Round Tough Glass
Airflow Volume	CMH(m ³ /hr)	900	675	675	1000	1000	1075	1075
Fan Speed	RPM	1050	1000	1000	1300	1300	1350	1350
Noise Level	dBA	< 46	< 46	< 46	< 46	< 46	< 46	< 46
Dimensions(LxHxW)	mm	900x240x300	900x240x300	900x240x300	900x240x300	900x240x300	900x240x300	900x240x300
Net / Gross Weight	kg	10.1/13.2	10.1/13.2	10.1/13.2	10.6/13.3	10.6/13.3	10.6/13.3	10.6/13.3
OUTDOOR UNIT								
Condenser Type		Copper	Copper	Copper	Copper	Copper	Copper	Copper
Compressor		Highly / GMCC	Highly /GMCC	Highly /GMCC	Highly /GMCC	Highly /GMCC	Highly /GMCC	Highly /GMCC
Compressor Type		Rotary	Rotary	Rotary	Rotary	Rotary	Rotary	Rotary
Airflow Volume	CMH(m ³ /hr)	2100	2100	2100	2100	2100	2100	2100
Noise Level	dBA	< 58	< 58	< 58	< 58	< 58	< 58	< 58
Refrigerant Type / Charge	Type / Kg	R-32 /0.750	R-32 /0.570	R-32 /0.570	R-32 /0.750	R-32 /0.890	R-32 /0.630	R-32 /0.630
Dimensions (WxHxD)	mm	835x295x555	835x295x555	835x295x555	835x295x555	835x295x555	835x295x555	835x295x555
Net / Gross Weight	kg	29.3/33.0	24.3/28.8	24.3/28.8	25.8/30.3	36.5/41.5	25.8/30.3	25.8/30.3
Piping Connection	meter	3.0	3.0	3.0	3.0	3.0	3.0	3.0
Approx. Cooling Area	Sq. ft.	120-130	120-130	120-130	150-180	150-180	150-180	150-180
OTHER								
Indoor Unit Display Type		Hidden Display	Hidden Display	Hidden Display	Hidden Display	Hidden Display	Hidden Display	Hidden Display
Airflow Control Type		Yes	Yes	Yes	Yes	Yes	Yes	Yes
Remote Control		Wireless LED	Wireless LED	Wireless LED	Wireless LED	Wireless LED	Wireless LED	Wireless LED
Self Cleaning		Yes	Yes	Yes	Yes	Yes	Yes	Yes
Express Cool @52°C		Yes	Yes	Yes	Yes	Yes	Yes	Yes
Vitamin C Filter		Yes	Yes	Yes	Yes	Yes	Yes	Yes
Silver Ion Filter		Yes	Yes	Yes	Yes	Yes	Yes	Yes
Dust Filter		Yes	Yes	Yes	Yes	Yes	Yes	Yes

wybor

Innovation for a better lifestyle

Wybor is a brand well - known for its innovative Lifestyle CE products such as Air Conditioner, LED TV, Washing Machine, Air Cooler. The parent company Malhotra Electronics Private Limited, has an experience of over 45 years in manufacturing consumer electronics.



• AIR CONDITIONER • LED TV • WASHING MACHINE • AIR COOLER

A premium brand of Malhotra Electronics Private Limited
354-355, Udyog kendra-II, Ecotech-III, Greater Noida,
Gautam Budh Nagar-201306, U.P.

info@wybor.in | wybor.in

[f/wyborledtv](#) [i/wyborofficial](#) [y/c/wyborcare](#)



Scan to download !

wybor care
87500 35000



wybor

Innovation for a better lifestyle



Designed for performance
beyond compare



Split-AC Range

Garmi mat kha wybór AC chala



Inverter AC 1.0 TON
WSAC12310RTVM



White Glossy With Side Deco

1.5 TON
WSAC18310RTVM




White Glossy With Side Deco

Hot & Cool AC 1.0 TON
WSAC12310RTVP



Round Tough Glass

1.5 TON
WSAC18310RTVP



Round Tough Glass

Fixed Speed AC 1.0 TON
WSAC12315RTFM



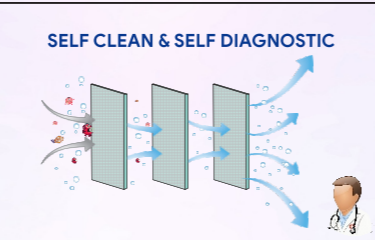
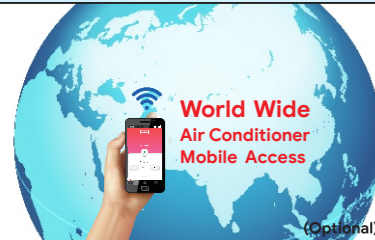
White Glossy

1.5 TON
WSAC18314RTFM



White Glossy

KEY FEATURES



1.5 TON
WAC18301TSF



White Glossy