



AC | LED TV | WASHING MACHINE | AIR COOLER

discover the world of

wybór

**MALHOTRA ELECTRONICS PRIVATE LIMITED**

UNIT-I : 11-C, UDYOG KENDRA, ECOTECH-III, GREATER NOIDA-201306  
 UNIT-II : 26-B, UDYOG KENDRA, ECOTECH-III, GREATER NOIDA-201306  
 UNIT-III : 354/355, UDYOG KENDRA-II, ECOTECH-III, GREATER NOIDA-201306

**BRANCHES:**  
 NOIDA, CHANDIGARH, AHMEDABAD, JAIPUR  
 PATNA, HYDERABAD, CHENNAI, LUCKNOW

wybór care  
 87500 35000



Scan to download

[/wyborledtv](#) [/c/wyborcare](#) [/wyborofficial](#)





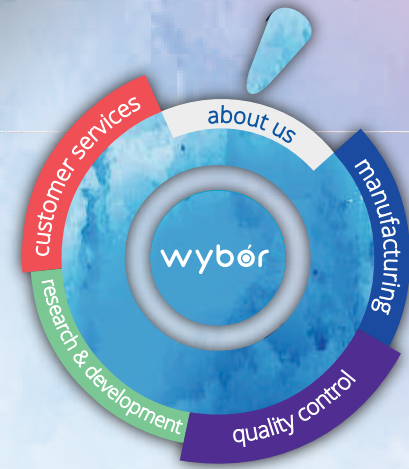
ABOUT US

The brand owners of Wybor, Malhotra Electronics Private Limited (MEPL), started the journey four decades ago, under exceptionally humble circumstances, with brothers Manjeet Singh Malhotra, Tajinder Pal Singh Malhotra and Ravinder Singh Malhotra being designers, technicians, salesmen, accountants, service-engineers, proprietors and everything else to the business.


Years of indigenous drive has today put them in a position of unique strength – a combination of domain expertise and comprehensive back-end integration of manufacturing capabilities, rivaled perhaps no other in India.

The 7 point advantage

- More Than 4 Decades of Knowledge & Skills
- Comprehensive Manufacturing in India
- Global Sourcing of materials
- Wide Range of Consumer Electronics
- Highly Customer-Centric Orientation
- Advanced Research & Development
- Stringent Quality Control Norms



VISION & MISSION STATEMENT



“ Our Scale of Operation has increased exponentially in the last 45 years. Proud of being thoroughly a Indian Manufacturing Company who has attained high standards of manufacturing, Innovative Life Style Products with our ‘State Of The Art Technology’ manufacturing facilities available.

R.S. Malhotra,  
Chairman & Managing Director,  
MEPL





MANUFACTURING UNITS

MEASURED  
INCREASE  
SATISFACTION  
ACHIEVED  
REAL  
USED  
IMPORTANT  
INCOMES  
COMPREHENSIBLE

FUNCTIONS  
ABILITY  
PERCENTAGE  
GROWTH  
SOURCE  
UNDERSTAND  
MAKES  
ESSENTIAL  
PERHAPS  
REGULATION  
OBLIGATIONS  
MUST  
INCOME  
AVERAGE  
MEASURE  
TAXES  
INPUT  
NEEDS  
GRAPHICAL  
ORDER  
BASED  
DEFINITIONS  
GET  
RATIO  
NECESSARY  
ACCEPTED  
WHATSOEVER  
EXPRESSION  
INCREASES  
DEFINED  
EXPRESSIONS  
OUTPUT  
PRODUCTIVITY  
FUNCTION  
HUMAN  
ECONOMIC  
OFTEN  
MATHEMATICAL  
PRODUCED  
PHENOMENON  
GROWING  
FORMS  
CUSTOMERS  
LEVEL  
EXAMINE  
HOUSEHOLDS  
MEANS  
COMMODITIES  
DEMONSTRATED  
VALUE  
ENTITY  
FIRM  
ALSO  
THEORY  
PRICES  
MARKET

LED TV PLANT



AIR CONDITIONER PLANT



WASHING MACHINE PLANT



MANUFACTURING

Wybor sources best materials from world's top suppliers, just like leading global brands. But unlike most other Indian brands, fully manufactures the Air Conditioner, LED TV, Washing Machine under its own facilities, which boasts of complete-backward integration with modern injection moulding machines capable of manufacturing bezels, enclosures and several other parts, of almost any required design and size.





MANUFACTURING

To consistently deliver high-performing quality products has meant building a modern and efficient manufacturing infrastructure. North India's Largest state-of-the-art Cleanroom make panels with inputs graded as A+ by world's top supplier from Taiwan, Korea & China.



MANUFACTURING

The contemporary assembling unit is equipped to test products online. Each part is checked for performance before being stamped OK on quality, that some leading brands may find difficult to match.





MANUFACTURING

End-to-end infrastructure capabilities mean both major & minor capabilities are housed in the facilities, enabling Quality, Nimbleness and Savings.



RESEARCH & DEVELOPMENT

The Wybor manufacturing facility perhaps is the only one in the country, among all other Air Conditioner, Television, Washing Machine manufacturers, to be an ODM ( Original Design Manufacturer). The library of knowledge, combined with skills and hi-tech machines help develop fresh designs & moulds, enabling high degree of dynamism as well as economy for our products.





QUALITY CONTROL

We indulge in comprehensive Quality Inspection of outgoing televisions from our facility - from aesthetics of printing to individual & master carton packaging, checks on hardware and electricals (including cabinet, panel, motherboard, power-board, IR, keyboard, speakers, baffles, clamps, screws, wires & harnesses), functional tests (related to power, sound, picture, source, panels, software, remote functions, white-balance, geometry, resolution), among a few others.




CUSTOMER SERVICES



wybór care



We are acutely customer focused – both with sales and after-sale service. Wybor Care is available almost all across the country, through close collaboration with service partners and network retailers. Even in the case it not being physically located in your town, services are enabled from the nearest town.



2 YEARS WARRANTY  
 1 YEAR COMPREHENSIVE WARRANTY + 1 YEAR EXTENDED WARRANTY

5 YEARS WARRANTY  
 \* On Wash Motor  
 \* On Fixed Speed AC Compressor

10 YEARS WARRANTY  
 \* On Inverter AC Compressor

wybór care 87500 35000



wybor

Innovation for a better lifestyle



PICTURE QUALITY COMPARISON



LIFE LIKE DETAILS WITH 4K HDR



OUR MOST POWERFUL PROCESSOR YET

QUANTUM DOT COLOURS

QUANTUM DOT DISPLAY

X-MOTION CLARITY



BASS BOOST SPEAKER



BUILT-IN BOX SOUNDBAR




Audio+ CLEAR AUDIO PLUS



ALUMINIUM BODY

WYBOR LED TV V/S ORDINARY TV



NORMAL HD TV

ORDINARY PROCESSOR

LIMITED COLOURS

WITHOUT X-MOTION CLARITY



NORMAL SPEAKER

NON-IN-BUILT BOX SOUNDBAR

wybor

Innovation for a better lifestyle



### SMART FEATURES COMPARISON

## WYBOR LED TV V/S ORDINARY TV

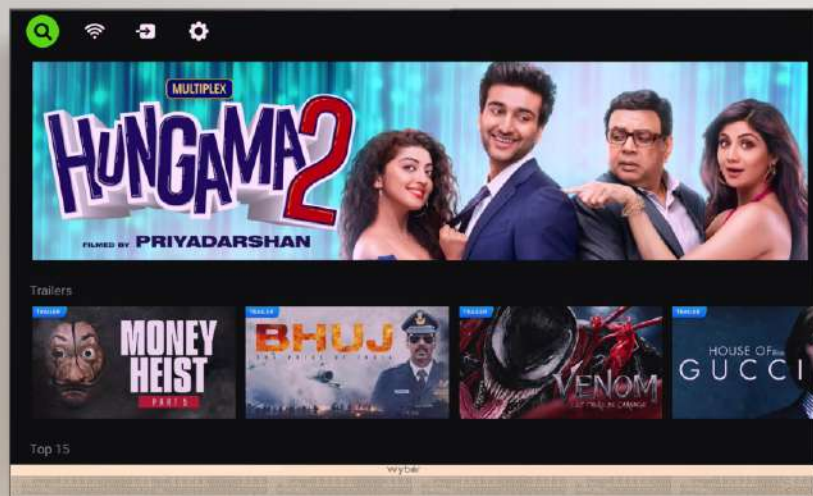
### Unlimited Content with your favourite Apps

Wybor's Android TVTM comes Preloaded with your Favourite applications to let you Enjoy Content Such as TV Shows, Movies, Web Series and Much More.

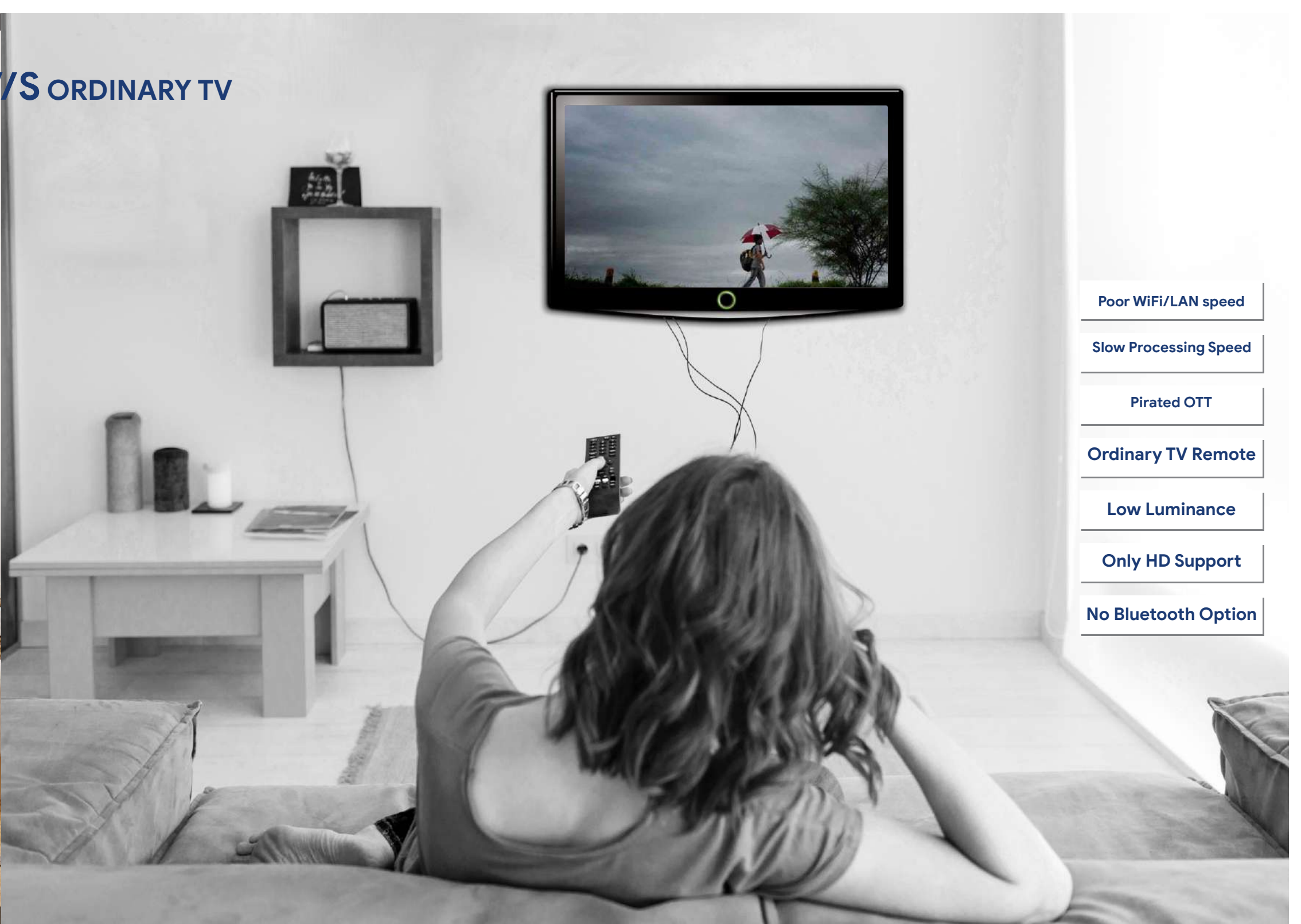
**MOVIE BOX**  
5000+ MOVIES BUILT-IN

HIGH **SPED**  
1GB 8GB

webOS TV



NETFLIX YouTube prime video DISNEY+ KIDS hotstar ZEE5



Poor WiFi/LAN speed

Slow Processing Speed

Pirated OTT

Ordinary TV Remote

Low Luminance

Only HD Support

No Bluetooth Option





ThinQ AI

Dolby AUDIO

4K UHD

Magic Remote™

alexa built-in



Miracast™

ARM CA-55 1.1 GHz Quad Core Processor

HDR10 HLG

2 WAY BLUETOOTH 5.0

ALLM

MEMC

1.5GB RAM 8GB ROM

BEZEL LESS design

Dual Band Wi-Fi 802.11 a/b/g/n/ac

# Magic Remote™

## Air Mouse

Air Mouse for super convenient air gestures

## Quick Access Buttons

Add quick shortcuts to your remote buttons



## Popular App Hot Key

Direct key for



## Universal Control

Control & access your set-top box, speakers, etc. with a single remote

## Voice Control

Let your voice be your command

## Scroll Wheel

For simple scrolling through the content

## Ask Alexa

Long press Prime Video key to ask alexa



WebOS Available in: 50/55/65/75/85" LED TV



# BEZEL LESS DISPLAY

## Picture Quality

- 4K ULTRA HD VIDEO
- QUAD CORE PROCESSOR
- X-MOTION CLARITY
- RICH CONTRAST
- SUPER LUMA

## Content and Entertainment

- NETFLIX
- YouTube
- prime video
- hotstar
- ZEE5
- SONY liv
- AI

## Sound Quality

- BASE REFLEX SPEAKERS
- BUILT-IN BOX WOOFER
- TURBO SOUND
- ClearAudio+ CLEAR AUDIO PLUS SOUND

## Features

- WIFI + LAN
- SCREEN SHARE
- AIRFLY REMOTE
- HDMI USB ENTERTAINMENT



**43WFS-A9**  
109cm (43)



- NETFLIX
- YouTube
- prime video
- hotstar
- ZEE5

- Cloud TV
- 3840 X 2160 pixels
- Internet Enabled
- HDMI x 3, USB x 2
- Colour Booter
- SuperLuma
- Built-in-Apps
- WiFi + LAN Connectivity
- Frame Less Display
- Voice Command Remote
- 109cm 4K UHD Smart LED TV

**50WUS-A9**  
127cm (50)



- NETFLIX
- YouTube
- prime video
- hotstar
- ZEE5

- 3840 X 2160 pixels
- Frame Less Display
- HDMI x 3, USB x 2
- Alexa-in-Built
- 2 Way Bluetooth 5.0
- TruMotion
- 127cm 4K UHD Smart LED TV
- webOS with LG Magic Remote
- Voltage Fluctuation protector (VFP)
- Dual Band WiFi 2.4 5GHz
- Dolby Audio

**55WUS-A9**  
140cm (55)



- NETFLIX
- YouTube
- prime video
- hotstar
- ZEE5

- 3840 X 2160 pixels
- Frame Less Display
- HDMI x 3, USB x 2
- Alexa-in-Built
- 2 Way Bluetooth 5.0
- TruMotion
- 140cm 4K UHD Smart LED TV
- webOS with LG Magic Remote
- Voltage Fluctuation protector (VFP)
- Dual Band WiFi 2.4 5GHz
- Dolby Audio

**65WUS-03C**  
165cm (65)



- NETFLIX
- YouTube
- prime video
- hotstar
- ZEE5

- 3840 X 2160 pixels
- Frame Less Display
- HDMI x 3, USB x 2
- Alexa-in-Built
- 2 Way Bluetooth 5.0
- TruMotion
- 165cm 4K UHD Smart LED TV
- webOS with LG Magic Remote
- Voltage Fluctuation protector (VFP)
- Dual Band WiFi 2.4 5GHz
- Dolby Audio

**75WUS-C9**  
191cm (75)



- NETFLIX
- YouTube
- prime video
- hotstar
- ZEE5

- 3840 X 2160 pixels
- Frame Less Display
- HDMI x 3, USB x 2
- Alexa-in-Built
- 2 Way Bluetooth 5.0
- TruMotion
- 191cm 4K UHD Smart LED TV
- webOS with LG Magic Remote
- Voltage Fluctuation protector (VFP)
- Dual Band WiFi 2.4 5GHz
- Dolby Audio

**85WUS-C9**  
216cm (85)



- NETFLIX
- YouTube
- prime video
- hotstar
- ZEE5

- 3840 X 2160 pixels
- Frame Less Display
- HDMI x 3, USB x 2
- Alexa-in-Built
- 2 Way Bluetooth 5.0
- TruMotion
- 216cm 4K UHD Smart LED TV
- webOS with LG Magic Remote
- Voltage Fluctuation protector (VFP)
- Dual Band WiFi 2.4 5GHz
- Dolby Audio



**BEZEL LESS DISPLAY**

**Picture Quality**

HD VIDEO 768p    QUARD CORE PROCESSOR    X-MOTION CLARITY

RICH CONTRAST    SUPER LUMA

**Sound Quality**

BASE REFLEX SPEAKERS    BUILT-IN BOX WOOFER    TURBO SOUND

ClearAudio+  
 CLEAR AUDIO PLUS SOUND

**Features**

WIFI + LAN    SCREEN SHARE    AIRFLY REMOTE

HDMI USB  
 USB ENTERTAINMENT

**Content and Entertainment**

prime video    Disney+    ZEE5    notstar



**43WFS-A9**  
109cm (43)



prime video    Disney+    ZEE5    notstar

- Cloud TV
- Full HD Resolution 1080p
- Internet Enabled
- HDMI x 2, USB X 2
- SuperLuma
- WiFi + LAN Connectivity
- Voice Command Remote (optional)
- Built-in-Apps
- Screen Share
- Frame Less Display

**40WHS-A9**  
98cm (40)



prime video    Disney+    ZEE5    notstar

- Cloud TV
- HD Resolution 768p
- Internet Enabled
- HDMI x 2, USB X 2
- Colour Booster
- SuperLuma
- WiFi + LAN Connectivity
- Voice Command Remote (optional)
- Audio Plus
- Built-in-Apps
- Screen Share

**32WHS-A9**  
80cm (32)



prime video    Disney+    ZEE5    notstar

- Cloud TV
- HD Resolution 768p
- Internet Enabled
- HDMI x 2, USB X 2
- Colour Booster
- SuperLuma
- WiFi + LAN Connectivity
- Voice Command Remote (optional)
- Audio Plus
- Built-in-Apps
- Screen Share
- Frame Less Display



BEZEL LESS DISPLAY

Picture Quality



HD VIDEO 768p



USB ENTERTAINMENT



X-MOTION CLARITY



SUPER LUMA

Sound Quality



BASE REFLEX SPEAKERS



BUILT-IN BOX WOOFER



TURBO SOUND

ClearAudio+  
CLEAR AUDIO PLUS SOUND



40WHN-02

98cm (40)



- HD Resolution 768p
- Audio Plus
- Colour Booster
- Voltage Fluctuation Protector (VFP)
- SuperLuma
- HDMI x 2, USB x 2
- Earphone Jack
- AV I/O-2/1

32WHN-53

80cm (32)



- HD Resolution 768p
- Turbo Sound
- VGA
- Voltage Fluctuation Protector (VFP)
- Frame Less Display
- HDMI x 2, USB x 2
- Earphone Jack
- AV I/O-2/1
- SuperLuma


24WHN-53

60cm (24)



- HD Resolution 768p
- Turbo Sound
- VGA
- Voltage Fluctuation Protector (VFP)
- HDMI x 2, USB x 2
- Earphone Jack
- AV I/O-2/1

AIR CONDITIONERS



SPLIT-AC RANGE

Designed for performance beyond compare

AIR CONDITIONERS



Inverter AC

Efficient Cooling. More Energy Savings.

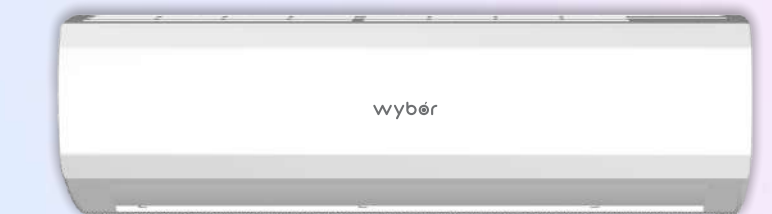
100% COPPER 100% Copper (IDU, ODU & Installation Kit)



WSAC12310RTVM  
1.0 TON



WSAC18310RTVM  
1.5 TON



WSAC24320RTVM  
2.0 TON





AIR CONDITIONERS



100% COPPER  
100% Copper (IDU, ODU & Installation Kit)



Hot & Cool AC




WSAC12310RTVP  
1.0 TON



WSAC18310RTVP  
1.5 TON



AIR CONDITIONERS



100% COPPER  
100% Copper (IDU, ODU & Installation Kit)

Fixed Speed AC

Powerful Cooling. Stunning Looks.



WSAC212315RTFM  
1.0 TON



WAC18301TSF  
1.5 TON



WSAC18314RTFM  
1.5 TON



WSAC24220RTFM  
2.0 TON





wybor

Innovation for a better lifestyle



# SEMI-AUTOMATIC WASHING MACHINES

## elite Series

### NEW wybor SEMI AUTOMATIC WASHING MACHINE RANGE



DOUBLE WATER FALL



PROUDLY  
MADE IN  
india



\*T & C apply. 5 year warranty on wash motor only,  
2 year comprehensive warranty on other parts

\* Available in 12 & 14 KG

wybor

Innovation for a better lifestyle



# SEMI-AUTOMATIC WASHING MACHINES



**WS7001 OP 7.0 KG**

- Opaque Window type Lids
- Shock & Rust Proof Body
- 2 Wheels for Easy Mobility
- 1 Wash Program
- 2 Control Knobs
- 3 Mini Pulsator



**WS7002 CY 7.0 KG**

- Crystal Window type Lids
- Shock & Rust Proof Body
- 2 Wheels for Easy Mobility
- 1 Wash Program
- 2 Control Knobs
- 3 Mini Pulsator



**WSM6502 CY 6.5 Kg**

- Transparent Window type Lids
- Shock & Rust Proof Body
- 2 Wheels for Easy Mobility
- End Of Cycle Buzzer
- 1 Wash Program Strong
- 3 Control Knobs
- Single Layer Body



**WSM6802 DX 6.8 Kg**

- Transparent Window type Lids
- Shock & Rust Proof Body
- 2 Wheels for Easy Mobility
- End Of Cycle Buzzer
- 1 Wash Program Strong
- 3 Control Knobs with Plating Knob
- Single Layer Body





SEMI-AUTOMATIC WASHING MACHINES



SEMI-AUTOMATIC WASHING MACHINES



**WSM7004 HG 7.0 Kg**

- Toughened Glass Lids
- Shock And Rust Proof Body
- Glass Top On Lids
- 2 Wash Program
- Soak Function
- 4 Control Knobs
- End Of Cycle Buzzer
- Single Layer Body
- Pulsator With Roller
- Single Water Inlet



**WSM7004 HG 7.0 Kg**

- Toughened Glass Lids
- Shock And Rust Proof Body
- Glass Top On Lids
- 2 Wash Program
- Soak Function
- 4 Control Knobs
- End Of Cycle Buzzer
- Single Layer Body
- Pulsator With Roller
- Single Water Inlet



**WSM7004 GL 7.0 Kg**

- Toughened Glass Lids With Floral Designs
- Shock & Rust Proof Body
- Glass Top on Lid on Control Panel
- 2 Wheels for Easy Mobility
- Soak Function
- 2 Wash Program Normal & Strong
- 3 Control Knobs
- End of Cycle Buzzer
- Single Layer Body
- Pulsator With Roller



**WSM7004 GL 7.0 Kg**

- Toughened Glass Lids With Floral Designs
- Shock & Rust Proof Body
- Glass Top on Lid on Control Panel
- 2 Wheels for Easy Mobility
- Soak Function
- 2 Wash Program Normal & Strong
- 3 Control Knobs
- End of Cycle Buzzer
- Single Layer Body
- Pulsator With Roller



**WSM7004 GL 7.0 Kg**

- Toughened Glass Lids With Floral Designs
- Shock & Rust Proof Body
- Glass Top on Lid on Control Panel
- 2 Wheels for Easy Mobility
- Soak Function
- 2 Wash Program Normal & Strong
- 3 Control Knobs
- End of Cycle Buzzer
- Single Layer Body
- Pulsator With Roller



**WSM7004 GL 7.0 Kg**

- Toughened Glass Lids With Floral Designs
- Shock & Rust Proof Body
- Glass Top on Lid on Control Panel
- 2 Wheels for Easy Mobility
- Soak Function
- 2 Wash Program Normal & Strong
- 3 Control Knobs
- End of Cycle Buzzer
- Single Layer Body
- Pulsator With Roller



**WSM7205 GL 7.2 Kg**

- Toughened Glass Lids With Floral Designs
- Shock & Rust Proof Body
- Glass Top on Lid on Control Panel
- 2 Wheels for Easy Mobility
- Soak Function
- 2 Wash Program Normal & Strong
- 3 Control Knobs
- End of Cycle Buzzer
- Single Layer Body
- Pulsator With Roller



**WSM7205 GL 7.2 Kg**

- Toughened Glass Lids With Floral Designs
- Shock & Rust Proof Body
- Glass Top on Lid on Control Panel
- 2 Wheels for Easy Mobility
- Soak Function
- 2 Wash Program Normal & Strong
- 3 Control Knobs
- End of Cycle Buzzer
- Single Layer Body
- Pulsator With Roller



SEMI-AUTOMATIC WASHING MACHINES



**WSM7803 AJ 7.8 Kg**

- Opaque Lids With Crystal Air-Jet Dome vents
- Shock & Rust Proof Body
- 2 Wheels for Easy Mobility
- Soak Function
- 3 Wash Program
- 3 Control Knobs
- End of Cycle Buzzer
- Double Layer Body



**WSM8002 CG 8.0 Kg**

- Curved Toughened Glass Lids with Floral Design
- Shock & Rust Proof Body
- 2 Wheels for Easy Mobility
- Soak Function
- 2 Wash Program
- 3 Control Knobs
- End of Cycle Buzzer
- Double Layer Body
- Pulsator With Roller



SEMI-AUTOMATIC WASHING MACHINES



**WSM8005 HG 8.0 Kg**

- Toughened Glass Lids with Floral Design
- Shock & Rust Proof Body
- Castor Wheel for Easy Mobility
- Soak Timer
- 3 Wash Program
- 4 Radio Control Knobs on Glass Top Panel
- End of Cycle Buzzer
- Double Layer Body
- Pulsator With Roller



**WSM8005 HG 8.0 Kg**

- Toughened Glass Lids with Deco Knobs
- Shock & Rust Proof Body
- 2 Wheels for Easy Mobility
- Soak Function
- 3 Wash Program
- Crystal Radio Control Knobs with Plating
- End of Cycle Buzzer
- Double Layer Body
- Pulsator With Roller
- 4 Radio Knobs



**WSM8003 GL 8.0 Kg**

- Toughened Glass Lids with Floral Design
- Glass Top Lid on Control Panel
- Shock & Rust Proof Body
- 2 Wheels for Easy Mobility
- Soak Function
- 2 Wash Program
- 3 Control Knobs
- End of Cycle Buzzer
- Double Layer Body
- Pulsator With Roller



**WSM8003 GL 8.0 Kg**

- Toughened Glass Lids with Floral Design
- Glass Top Lid on Control Panel
- Shock & Rust Proof Body
- 2 Wheels for Easy Mobility
- Soak Function
- 2 Wash Program
- 3 Control Knobs
- End of Cycle Buzzer
- Double Layer Body
- Pulsator With Roller



**WSM8003 GL 8.0 Kg**

- Toughened Glass Lids with Floral Design
- Glass Top Lid on Control Panel
- Shock & Rust Proof Body
- 2 Wheels for Easy Mobility
- Soak Function
- 2 Wash Program
- 3 Control Knobs
- End of Cycle Buzzer
- Double Layer Body
- Pulsator With Roller



**WSM8004 SG 8.0 Kg**

- Toughened Glass Lids with Floral Design
- Glass Top Lid on Control Panel
- Shock & Rust Proof Body
- 2 Wheels for Easy Mobility
- Soak Function
- 3 Wash Program
- 4 Radio Knobs on Glass Top Control Panel
- End of Cycle Buzzer
- Double Layer Body
- Pulsator With Roller



## SEMI-AUTOMATIC WASHING MACHINES



### WSM8004 SG 8.0 Kg

- Toughened Glass Lids with Floral Design
- Glass Top Lid on Control Panel
- Shock & Rust Proof Body
- 2 Wheels for Easy Mobility
- Soak Function
- 3 Wash Program
- 4 Radio Knobs on Glass Top Control Panel
- End of Cycle Buzzer
- Double Layer Body
- Pulsator With Roller



### WSM9002 GL 9.0 Kg

- Designer Toughened Glass Lid and Control Panel
- Soft Close Lid / Smooth Shut Lids
- Electro-Mechanical Timer with Memory Function (Resume After Power Cut)
- Quadraforce Waterfall Mechanism
- 3/4 Wash Program
- Lint Filter with Lint SAC
- 4 Castor Wheels
- Robust Uni-body Tub
- 4 Control Knobs



### WSM1201 GL 12.0 Kg

- Toughened Glass Lids with Floral Design
- Glass Top Lid on Control Panel
- Shock & Rust Proof Body
- 2 Wheels for Easy Mobility
- Soak Function
- 4 Wash Program
- 4 Control Knobs
- End of Cycle Buzzer
- Single Layer Body
- Pulsator With Roller



### WSM1401 GL 14.0 Kg

- Toughened Glass Lids with Floral Design
- Glass Top Lid on Control Panel
- Shock & Rust Proof Body
- 2 Wheels for Easy Mobility
- Soak Function
- 4 Wash Program
- 4 Control Knobs
- End of Cycle Buzzer
- Single Layer Body
- Pulsator With Roller



## FULLY AUTOMATIC WASHING MACHINES



FRONT VIEW



SIDE VIEW



OPEN VIEW



**REFRIGERATOR**  
CAPACITY 190 LTR. / 230 LTR.



now  
**experience**  
 refreshingly COOL  
**himalayan breeze**



**AIR COOLERS**



**COMMON FEATURES**

- HONEYCOMB MESH
- BED LEVEL AIR FLOW
- WORKS ON INVERTOR
- MOTORISED LOUVERS
- COOLING COVERAGE 65 m<sup>2</sup>
- WATER PUMP PROTECTION TECHNOLOGY
- AUTO START WHEN POWER ON
- 3 WAY SPEED CONTROL
- SILENT PERFORMANCE
- RUST & SHOCK PROOF BODY
- CASTOR WHEELS
- IDEAL FOR INDOOR & OUTDOOR